

Monday 13th September


Session 1

Whole School Book 'Zeraffa Giraffa' by Diane Hofmeyr

L.O: To generate vocabulary

Last week we read the story of Zeraffa Giraffa and her travel through France to Paris. The people of Paris had **never seen such a creature** and news of her spread very quickly from town to town. Soon all of Paris was buzzing with news and rumours of this wonderful, odd-looking creature.

Here is the link listen to the story if you want to refresh your memory. <https://video.link/w/moU7c>



This week we will be writing **in role**. You will be a **child in the crowd**!

We need to think how you would have felt at **three points** in the story.

- 1) How did you feel the night before Zeraffa arrived?
- 2) How did you feel as you waited in the crowd?
- 3) How did you feel when you saw Ziraffa for the first time?



This will form the basis for our 3 paragraphs in our work this week.

Our writing is more interesting and **cohesive** if we use a variety of ambitious vocabulary. Can you remember what a **synonym** is?

Stick in the correct synonym for each of these words.

animal	amazed	arrival

Cut out the words below and put them into the chart in the correct place.

shocked	entrance	mammal
stunned	creature	surprised
coming	astounded	appearance
aghast	astonished	beast

DRAMA MOMENT

With your table, present a short drama for each of these paragraphs.

- 1) How did you feel the night before Zeraffa arrived?
- 2) How did you feel as you waited in the crowd?
- 3) How did you feel when you saw Zeraffa for the first time?

'Freeze frame' your expressions of anticipation, shock and excitement.

Tuesday 14th September

Session 2

L.O: To create an atmosphere of excitement in our writing.

Can you remember our sentences from last week when we wrote about excitement?



Sometimes, when we are **excited** about an event or something special is happening the next day, we find it hard to sleep.

Zeraffa was such a mystery to everyone in France, there was huge excitement about what this creature might look like.

Today you are going to write your first paragraph about the night before Zeraffa came to Paris.

How did you feel?

Did you have butterflies in your tummy?

Could you not stop thinking about the exciting event?

Was it hard to close your eyes and switch off your brain?

Was it very difficult to lay still?

Were you laying in the dark, willing yourself to go to sleep so the morning came quicker?



Read this model of the 1st paragraph to give you some ideas.

The waiting was almost unbearable and yet excitement filled my entire body! I rested in bed staring at the ceiling wondering what the beautiful giraffe would look like. I'd heard rumours about a long-necked creature and I laid awake trying to picture the strange beast. Within the bed, I tossed and turned trying to get comfortable because my mind was whirling with anticipation! The sooner I fell asleep the sooner morning would come. As I closed my eyes and willed myself to relax, my much-needed sleep continued to elude me. I opened my eyes again and stared out of the window. Would there be musicians tomorrow to welcome her? Would I get to see her? Thrilled by the thought of this strange beast, I decided that I needed to get up extra early and be ready at the front of the crowd, which would be lining the streets. Eventually, sleep overtook me and I drifted in and out of dreams about strange animals with long necks, black tongues and brown spots.

Eventually, morning arrived and the sun streamed through my bedroom window. After quickly getting ready, I hurried with my Mum to wait for the most exciting creature I had ever seen.

Underline or highlight any phrases or words you think were effective in this modelled piece of writing. What image was created for the reader?

Now start your own writing and use the speaking frame / sentence starters to help you.

I knew that tomorrow would...	I laid there unable to sleep because	As I closed my eyes, I
I could feel my heart beating while I	Within the bed, I tossed and turned because	Thrilled by the thought of....
Eventually, sleep overtook me	The waiting was almost unbearable and yet ...	I wondered if.....

Wednesday 15th September

Session 3

L.O: To create an atmosphere of excitement in our writing.

Today we are going to continue our writing from yesterday.


You woke up, got dressed and was in town quickly in order to get a good view of Zeraffa.

Remember there will be lots of people/crowds, noises, sights and smells.

What was it like standing in the crowd? What did you see, hear, smell or touch? How did you feel as you waited in the crowd?

Make notes on this plan.

Describe something you saw.	Describe something you heard.	Were there any delicious smells of giraffe shaped biscuits?
Describe the crowd of people. What were they doing? (Use the picture to help you included some expanded noun phrases):	Describe how you felt as you waited.	Describe the people in the windows. What were they doing?



Use the planning sheet to help you write your 2nd paragraph.

Now start your own writing and use the speaking frame / sentence starters to help you.

Full of anticipation, I	Everywhere, the joyous sounds	Despite the roaring crowd, I ...
From behind the shutter, a	Ecstatic and yet trembling,....	Enthralled by the atmosphere, I ...
Mesmerised by what stood before me, I ...	Sweet aromas drifted	Since hearing the commotion, a ...

Thursday 16th September

Session 4


L.O: To create an atmosphere of excitement in our writing.

Today we will writing the last paragraph.

1) How did you feel when you saw Zeraffa for the very first time? What did the creature look like?

Look at the images of giraffes below. What features are most striking to you?


What are the features you think you would remember the first time you see such a creature up close?



Could you use an expanded noun phrase to describe the giraffe?

eg

Stretching each **long, elegant leg** in turn, the **glorious, mottled beast** strolled down the street.



Remember to use the working wall and look at the **synonyms** for excited.

Friday 17th September

Session 5

L.O: To revise and edit a piece of writing

Carefully read through your work. Use your green polishing pen

CPSMV your work

C - Capital letters: Capital letters at the start of any sentence and for any proper nouns (names of people and places).

P - Punctuation: Full stops at the end of sentences.

S - Spellings: Look up the spelling for 3 words you think you have spelt incorrectly.

M - Make sense: Read through your work and check it makes sense.

V - Vocabulary: Read through your work and up level some your vocabulary.

Now copy up your work for display.

New Curriculum Spelling List Years 3 and 4



accident	century	experiment	interest	particular	remember
accidentally	certain	extreme	island	peculiar	sentence
actual	circle	famous	knowledge	perhaps	separate
actually	complete	favourite	learn	popular	special
address	consider	February	length	position	straight
answer	continue	forwards	library	possess	strength
appear	decide	fruit	material	possession	suppose
arrive	describe	grammar	medicine	possible	surprise
believe	different	group	mention	potatoes	therefore
bicycle	difficult	guard	minute	pressure	though
breath	disappear	guide	natural	probably	although
breathe	early	heard	naughty	promise	thought
build	earth	heart	notice	purpose	through
busy	eight	height	occasion	quarter	various
business	eighth	history	occasionally	question	weight
calendar	enough	imagine	often	recent	woman
caught	exercise	increase	opposite	regular	women
centre	experience	important	ordinary	reign	