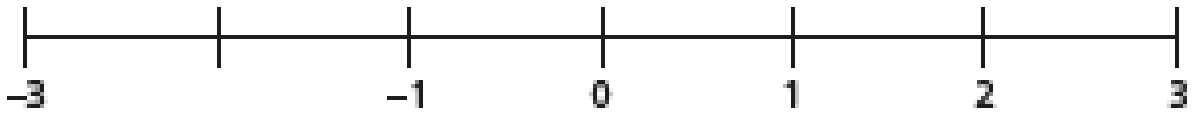


22.09.2021

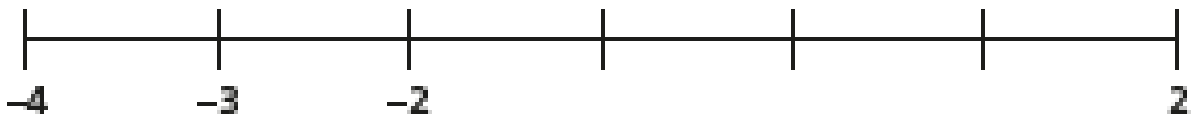
L.O To explore negative numbers and using them in context

Task 1

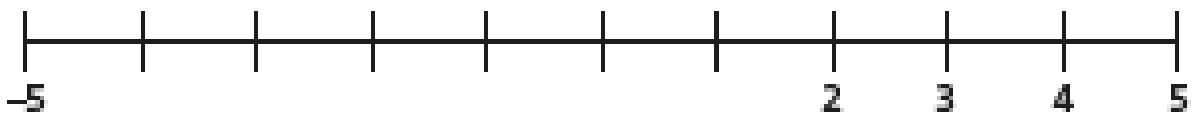
a)



b)

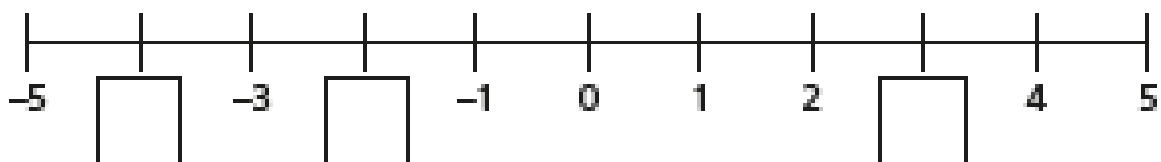


c)

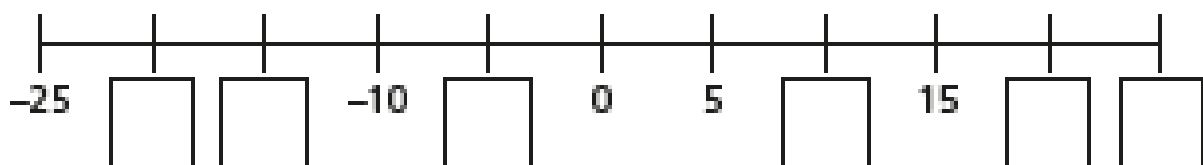


Task 2

a)

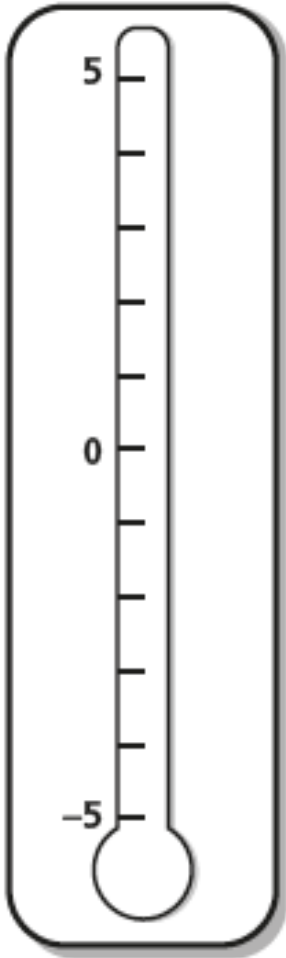


b)



### Task 3

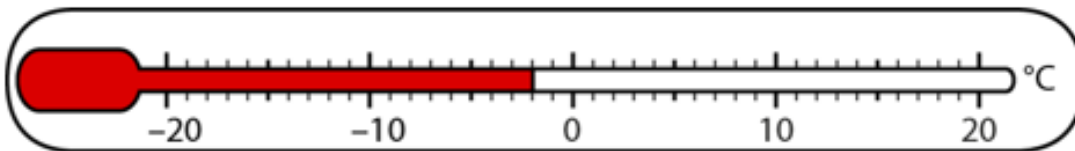
Complete the temperature labels on the thermometer and then use it to help answer the questions!



Circle the warmest temperature in each pair.

- a) 2°C      4°C
- b) 5°C      0°C
- c) -1°C      1°C
- d) -3°C      0°C
- e) 4°C      -1°C
- f) -4°C      1°C

Next step:



What temperature does the thermometer show?

The temperature rises by 7°C. Mark the new temperature on the thermometer by colouring it in with a red coloured pencil.